

A crazy card racing game for 2-6 players ages 7 and up by Simon Havard

WHY FIRST?!

ABOUT THE GAME

First! Being first is way cool, right? But why? In this quick and crazy game you will have to be **Second** to get the big points! That is so much cooler! And now get this: After 5 stages the winner will be the one who has scored the **second-most** points. It can't get any better than this!



COMPONENTS



1 game board (2 halves)



6 Figures



6 Color cards



32 Race cards in the following distribution:

Card value:	-4	-3	-2	-1	+1	+2	+3	+4	+5
Card amount:	1	3	4	5	6	5	4	3	1

You will also need a pen and paper (not included).

SETUP

Put the two halves of the **game board** together and put the completed board in the middle of the play area.

Each player takes 1 **Color card** as well as the accompanying **figure**. Put your Color card in front of you. It denotes which figure belongs to which player. (If you are playing with less than 6 players return any leftover Color cards to the box – you will not need them during this game.)

In the **game for 2 players** special rules apply. You can find them towards the end of this rules booklet.

FLOW OF PLAY

One game consists of **5 Stages**.

At the beginning of each **Stage** each player will place their **Figure** onto the **starting space** in the middle of the game board (between the spaces 1 and -1).

Shuffle all 32 **Race cards** (only called „**Cards**“ from here on). Every player draws **5 Cards**, which forms their hand of cards. (All other cards are put aside for now, you will not need them in the current **Stage**. In the next stage you have to shuffle them all together again.)

In each Stage there will be **5 Card rounds**. At the end of these 5 Card rounds there will be a break for **scoring**. After scoring, the next Stage will commence. At the conclusion of the 5th Stage the game ends.

CARD ROUND OVERVIEW

First, everybody should choose exactly **1 Card** from their hand that they wish to play this round. Take the chosen card into one hand, keeping them separate from your other cards.

Now one of you should loudly announce **the Go Signal** „3 – 2 – 1 – NOW!“. In the same moment that „NOW!“ is being said, everybody must **simultaneously** take his chosen card and put it, **face down, in front of any player** of his choice. You may, of course, also choose yourself.

There is **no restriction**, whatsoever, as to how many cards can be in front of any one player. Therefore it can be that some players receive **no** cards at all, whereas other players can have **one or more cards** in front of them. It is also possible that **all** cards are in front of one player alone.

Now reveal **all** face down cards that are in front of you. For each card with a **positive** value (+) move your **figure** on the game board a number of spaces **forward**, equal to the value of the card. For each card with a **negative** value (-) you must move your figure **backwards**, again equal to the value of the card. Then put all cards that have been played this round away besides the board.

The colors of the card values have no meaning.

The small white numbers on the bottom left corner of the cards are only needed for a variant, which you can find at the end of these rules.




Special case: If a figure would move over the space numbered 16, it stops on that space instead and does not move further. This same restriction applies to space -12. Take heed: Calculate all positive and negative values together before moving and using this special case rule.

Example: Ben's figure is standing on space 15. There is a +3 and -4 in front of him. So Ben is moving his figure onto space 14, for a total of 1 space backwards. He is **not** moving the +3 first, causing him to stop on space 16, to then move -4 spaces backwards, which would leave him on space 12.

Play the first **4 Card rounds** of every Stage following these rules. For the **5th Card round** of every Stage an **extra rule** applies.

THE 5TH CARD ROUND

In the 5th Card round you are **not** allowed to place your chosen card in front of any player. Instead, you **have to** place your **last card in front of yourself!** Then after everyone moved his figure the appropriate number of spaces a **scoring** occurs.



Anne

Ben

Chris

Example: 1 card with a +2 value is in front of Anne. She moves her figure 2 spaces forwards. There is no card in front of Ben, so his figure doesn't move. Chris has 2 cards in front of him: a -1 and a -3. So Chris has to move his figure 4 spaces backwards.



SCORING

First of all, find the **space** with the figures that are **second farthest** along the racetrack of the game board. **All** figures on that space will now receive **points** equal to the number **on that space**. This could also be negative points!


Note down all points on a piece of paper. Then prepare the next Stage in the same way as you did during Setup.



Example A: The space that has the figure or figures that are second farthest along the racetrack is number 6, so in this case **Anne** receives 6 points.



Example B: The space that has the figure or figures that are second farthest along the racetrack is number 1, so in this case **Ben** receives 1 point.



Example C: The space that has the figure or figures that are second farthest along the racetrack is number -2, so in this case **Ben**, **Chris** and **Dana** each receive negative 2 points.

END OF GAME

After 5 Stages (so 5 x 5 Card rounds) the game ends. Count up all points from all players across all 5 stages. The player who now has the **2nd highest** amount of points wins! Should there be a tie, all tied players share in the win.

THE GAME FOR 2 PLAYERS

In the game for 2 players you play with a third **imaginary** player, called **Leo**. Put Leo's figure on the starting space and his Color card besides the game board. At the beginning of each Stage put **4 facedown Cards** next to Leo's Color card.

In the first **4 Card rounds** play of your own cards proceeds as usual. You may also put cards in front of Leo to move his figure. Leo himself will **always** play his topmost facedown card in front of himself (i.e. just flip his topmost card). In the **5th Card round** Leo will not play any more cards, whereas you will play your last card as usual.

During scoring Leo will also score, same as you. And believe it or not, Leo can also win the game!

TACTICAL VARIANT

The variant takes about 30-45 minutes, depending on player count. Changes to the flow of play are as follows:

In each Card round you will put the chosen card face down **in front of you**. After everybody has chosen, reveal simultaneously. Now take a look at the **small white numbers** in the corner of the cards. Whoever has the **highest** white number, **now chooses** any 1 **figure** to move according to the **big number** on his card forwards (+) or backwards (-) depending on the value. Then, the player with the **second highest** white number moves any 1 figure and so on, until every player has moved a figure. A figure may be moved multiple times.

Play in this fashion for the **complete 5 Card rounds**. Scoring is exactly the same as the normal game, and game length also remains at 5 Stages.



CREDITS

Game Design: Simon Havard

Illustrations + Graphic Design: Erkan Karagöz

Box + Rules Design: Hans-Georg Schneider

English Translation: Benjamin Schönheiter

Realisation: Thygra Spiele

© 2015 Pegasus Spiele GmbH, Am Strassbach 3, 61169 Friedberg, Germany
under license of L. P. Moring. All Rights Reserved.

Reprinting and publishing of game rules, game components,
or illustrations without owner's permission is prohibited.

Wir machen Spaß!
www.pegasus.de



Pegasus Spiele