

model kartonowy



1:33

MODELIK

Rok VIII (XV)

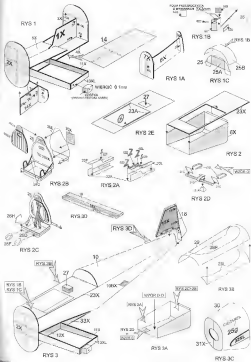
Nr 18/04

ISSN 1428-3848

Jak-17 "Feather"

ROSYJSKI ODZUTOWY SAMOŁOT MYŚLIWSKI Z 1947 ROKU







RYS 4



RYS 4C



RYS 4B



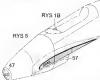
RYS 4A



RYS 4D



RYS 4E



RYS 5

RYS 1B



RYS 5C



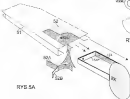
RYS 5B



RYS 5A



RYS 5D

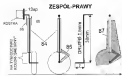


RYS 5E



RYS 5F

FORMY PRÓBNE NA WTORNIKU



LEGENDA

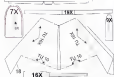
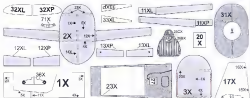
- NP1-NUMER CZĘŚCI
- NP1n-CZĘŚĆ Z TEGO SAMEGO ZESPÓŁU
- NP1L,CZĘŚĆ LEWA PRAWA
- NP1X-PODKLEIĆ TEKSTURĄ 1 MM
- NP1XX-KROTNOŚĆ 1MM
- ⊂ ZAGIĄĆ I SKLEIĆ
- ⊃ WYCIĄĆ/NACIĄĆ
- S KROTNOŚĆ ZWIGNANIA

WAŻNE

NA TAKI OZNACZNIK ODDIŃKUJ
NIC SKLEJĄC Z SĄSIEDNIM ELEMENTEM

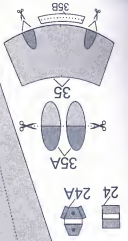
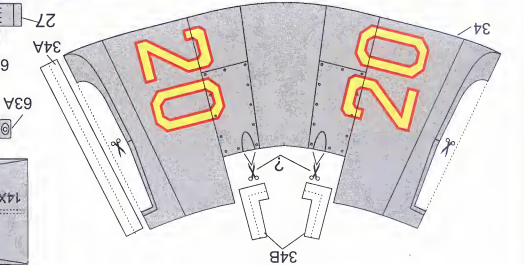

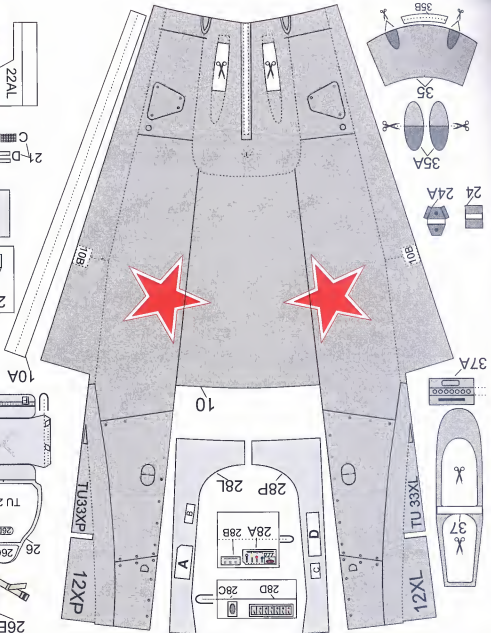
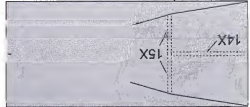
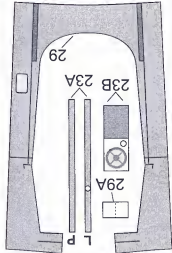
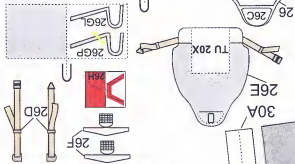
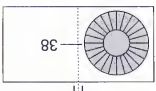
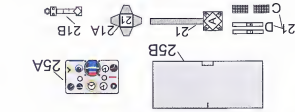
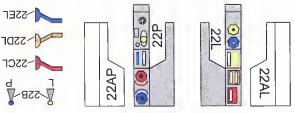
- DOLAŻYĆ SKLEJONY WCZEŚNIEJ ZESPÓŁ
- NACIĄĆ-WIELOKROTNIE W MIARĘ POTRZEB NA GŁĘBSZOKOŚĆ 1-3mm
- ZWIŃCZĆ CIASNO
- ZWIŃCZĆ W RURKĘ

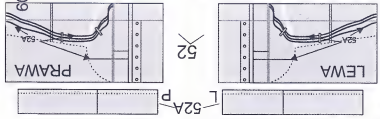

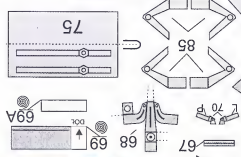
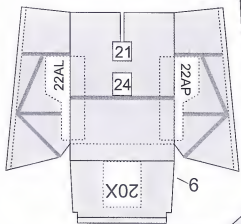
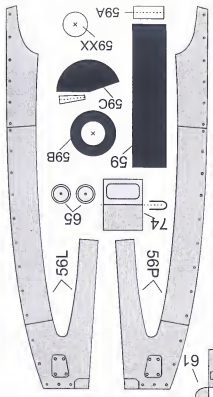
WZÓR np. O - WYKONAĆ ELEMENT WEDŁUG PODANEGO KSZTAŁTU, WYMIARU I MATERIAŁU



01







PRAWA

LEWA

